

WELCOME TO
WELCOME TO
WELCOME TO
WELCOME TO
WELCOME TO
WELCOME TO
WELCOME TO
WELCOME TO
WELCOME TO
WELCOME TO
WELCOME TO
WELCOME TO
WELCOME TO
**WELCOME TO
YOUR VOTE**

The
Electoral
Commission

A guide to voting in Wales


YOUR VOTE MATTERS

DON'T LOSE IT



CHOICE
DEMOCRACY
RIGHTS
YOUR SAY
ELECTIONS
BALLOT
OPINION
POLITICS
COMMUNITY
DECIDING
YOUR FUTURE

CHOICE
DEMOCRACY
RIGHTS
YOUR
ELECT
BALI
OPI
PO
CO
E



A guide to voting in Wales

Contents

| | |
|----------------------|----|
| Introduction | 3 |
| 1. Your vote | 4 |
| 2. Campaigning | 10 |
| 3. How to vote | 16 |



Complete our feedback survey to let us know your thoughts on this handbook. Scan the code to go to the


survey. It will only take a few minutes to complete. We won't identify you if we share any feedback. Thank you for your help.

A Welsh language version of this booklet is available at electoralcommission.org.uk/learning



INTRODUCTION

WELCOME TO YOUR VOTE



Politics impacts everything around you. From how long you stay in education, to the rules of renting, from 5G availability, to how often your bin is collected.

To make a change in your community and society, you need to do your bit for democracy. One way to get involved is by voting in elections, so you help to choose who represents you and makes decisions on your behalf.

Right now, more people can vote in Wales than ever before. It doesn't matter where you were born or what your nationality is, as long as you are resident in Wales, you can vote in some elections when you turn 16.

But voting and politics can sometimes feel confusing. There can be a lot of unclear and old-fashioned words and explanations, and it's easy to feel a bit overwhelmed. This guide will help you to feel more confident and knowledgeable about elections in your area.

Politics can sometimes be difficult to talk about. There are a lot of different views on big and small subjects. It can sometimes feel that you're the only one who thinks a certain way and you may feel worried about sharing your opinions.

It's easy to avoid talking about tricky topics but the more we talk about them, the more we can learn and the bigger impact we can make.

When talking about politics it's always important to be respectful of other views. You may think differently to your parents or carers, brothers and sisters, or your friends. Having a free flowing discussion about politics is great and it's ok to try and persuade someone to your way of thinking. However, remember to respect the person you're speaking with, and to listen to what they have to say too. It's good to feel passionately about something, but it's also good to remember to treat people fairly.

This booklet will help you to understand what you can vote for, what to expect in elections, and how to actually cast your vote so you can feel confident to take part in upcoming elections in your area and know that your vote matters.

Pass on what you've learned to your friends and family so you can encourage as many people as possible to get involved, get informed and use their vote.

You can learn more about voting by watching short videos and taking part in quizzes at electoralcommission.org.uk/learning



1. YOUR VOTE

WHAT CAN YOU VOTE FOR?



There are different things that influence which elections you're allowed to vote in. Generally, these are your age, your nationality and where you live. And rules are different in different parts of the UK.



Find out which elections you can vote in at [electoralcommission.org.uk/voter](https://www.electoralcommission.org.uk/voter)

They include:

- education, training and universities
- housing, including tackling homelessness
- protecting the environment and conserving wildlife and natural habitats
- the NHS
- setting some taxes
- promoting the culture and heritage of Wales, including the Welsh language
- developing transport
- promoting agricultural schemes and rural development
- funding for local councils

Who does what?

Senedd

You can vote in Senedd elections when you're 16.

How are you finding your school or college course? What's your local hospital like? Is it easy to get where you want to go by train?

The Senedd (Welsh Parliament) makes decisions about these issues.

The Senedd passes laws, sets taxes, and makes decisions about a range of issues that affect the people of Wales. Responsibilities held by the Senedd are called 'devolved matters.'

Who represents you in the Senedd?

The people who represent you in the Senedd are called Members of the Senedd, or MSs for short.



You elect your MSs every five years. There are 60 elected MSs and every person in Wales is represented by five of them.

Each MS looks after a particular geographic area in Wales. One of your MSs represents your Senedd constituency and the other four represent a much bigger area called a region.

Your MSs might:

- debate and pass laws which affect Wales
- make decisions about taxes
- ask questions and look closely at Welsh Government policies to hold them to account
- respond to a problem in your area by asking the responsible politician, known as a minister, an official question
- hold a regular open meeting with people in their area to discuss the problems in your area
- sit on Senedd committees to look at issues in more detail
- influence how schools and hospitals are run in Wales

You can contact any of the MSs who represent you to ask questions about issues that are important to you. You can speak over the phone, by email, or face to face when they hold an open meeting in your area, known as a surgery. You can find their contact details on the Senedd's website at **senedd.wales**

If you want to see a debate in action, you can book a seat by visiting the Senedd's website.

Alternatively, you can watch proceedings live, or catch up later, on **senedd.tv**.



Local councils

You can vote in local council elections when you're 18.

How often is your rubbish collected?
What are the roads in your area like?
Do you like your local sports facilities?

Your local council makes decisions about all of these issues and many more that affect you on a daily basis. It deals with matters that directly impact your specific local area and is responsible for local services.

You might also hear local councils be called 'local government' or 'local authorities'.

Your local council is responsible for some:

- education services
- youth and leisure facilities
- planning decisions, for example, if your neighbour wanted to build an extension
- council housing
- managing parks and other public places
- social services such as foster care, help for people with disabilities, or care for the elderly
- local roads and footpaths
- rubbish and recycling
- libraries
- checking up on and regulating local businesses
- registering voters and running elections

A small number of councillors form a cabinet or executive. This is the top decision-making group of the council but all decisions they make are guided by broad policies or plans that have been agreed by the council as a whole.

If you want to make a complaint or bring up an issue with your elected representative, you need to know which council is responsible for your area.



Who represents you in your local council?

The people elected to represent you in your local council are called local councillors. You and others in your area elect them for a four year period.

The geographic area covered by your local council is divided into smaller areas called wards. Your ward could be represented by up to four local councillors. You may also have community councillors who represent you.


Your local councillor might:

- be involved in working out how much to spend on local services
- develop future plans for your area
- help you to deal with any concern with local services the council provides
- discuss and set council tax

Many councillors work full or part-time in other jobs on top of their work as a councillor.

You can contact your local councillor to ask them questions about what's happening in your area, or express a concern you may have. You can usually find their contact details on your council's website.

You could also attend a council meeting in the public gallery at your local town or city hall and watch how decisions are made. So you know what to expect, it might be useful to ask your local councillor to explain what happens in a council meeting before you go.



UK Parliament

When you turn 18, you're able to vote in UK Parliament elections.

The UK Parliament makes some decisions that affect Wales. These are called 'reserved matters' and include things like defence, foreign affairs, tax and anything to do with the monarchy.

It is made up of two chambers - the House of Commons and the House of Lords. The public vote for the people who sit in the House of Commons.

The UK Parliament makes decisions about some aspects of how the UK is run and makes laws that affect our lives. Its roles include:

- providing the funds to do UK Government work by voting for tax
- protecting the public and the rights of individuals
- looking closely at UK Government policy and actions - this is known as scrutinising
- debating the major issues of the day



Who represents you in the UK Parliament?

The person who represents you in the House of Commons is called a Member of Parliament, or MP for short.

Every person in the UK is represented by one MP who covers a large area, called a constituency. The UK is currently divided into 650 constituencies, and Wales is represented by 40 MPs. You elect your MP every five years.

Your MP splits their time between work at the Houses of Parliament in Westminster in London, and local work in your area.

Your MP might:

- support a campaign to change the law
- help address the issues of people living in your area by holding regular open meetings
- help make a law by speaking in a debate in the House of Commons or sitting on a committee in the UK Parliament
- ask an official question in the House of Commons
- find out what the people in your area think about a particular issue

As with MSs, you can contact your MP to ask them questions. You can find out how to get in touch by visiting the UK Parliament's website at **parliament.uk**

You can also watch debates in UK Parliament, either from the public gallery or via a live stream on Parliament Live TV at **parliamentlive.tv/Commons**



Remember to register to vote

If you're not registered, you can't vote. It's as simple as that.

In Wales, you can register to vote when you're 15, or in some cases 14. But you can only start to vote in Senedd elections when you turn 16.

Luckily, you don't need to register before every election.

You need to register if:

- you've never registered to vote before
- you've become old enough to register

You need to register to vote again if:

- you've moved house recently
- you've changed your name for any reason

You'll stay registered to vote as long as you live at that address and don't change your name. When you become eligible to vote in different elections, your record will be updated automatically.

Registering to vote takes just five minutes if you do it online. If you're 16 or older, all you'll need is your National Insurance number. If you're under 16, you won't be asked to supply a National Insurance number.

Register to vote now at [gov.uk/register-to-vote](https://www.gov.uk/register-to-vote)

Once you've registered, you'll appear on the electoral register. This is a list of everyone in your area who is registered to vote. These lists are managed by your local elections team.

If you have any questions about the electoral register, you should contact them. They'll be happy to help. You can find their contact details by visiting [electoralcommission.org.uk](https://www.electoralcommission.org.uk), searching for 'your election information' and entering your postcode.



Living at two addresses

Some people split their time equally between two addresses. For example, you might be a student living away from home, or split your time between two parents' homes. If this is you, you may be able to register to vote at two addresses, as long as your addresses are in different council areas.

This doesn't mean you get two votes though. You must only vote at one address in Senedd elections and UK Parliament elections but you can choose which area to vote in. It's against the law to vote more than once in the same election.

In local council elections, you'll be able to vote at both addresses as long as you're voting in different council areas.

Armed forces

If you're 14 to 17 and one of your parents is in the armed forces, you will be able to register to vote as a service voter.

This means that if your family is posted to a different country, or if you move around a lot, you'll still be able to vote in elections in Wales. You'll just need to remember to renew this every year.

Living abroad

If you're thinking about living in another country outside of the UK one day, even for a little while, you'll still be able to vote in UK Parliamentary elections.

As long as you've been registered to vote in the UK, and have been eligible to vote in general elections in the last 15 years, you'll be allowed to continue voting for your MP.

If you leave the UK before you are old enough to vote, you'll still be able to register to vote if one of your parents has been registered to vote in UK general elections in the last 15 years.

2. CAMPAIGNING



So you know there's an election approaching, but how do you choose who to vote for?

The most important thing to remember is that your vote belongs only to you. It's up to you to decide how you want to use it. No one should pressure, blackmail or bribe you to vote a certain way – this is against the law.

For all elections, you should choose the candidate that you feel would be the best person to represent you. They might share your views or prioritise issues you think are important.

To help decide who to vote for, you should research your area's candidates and pay extra attention to the information available to you. Voting is a serious business and you should be able to access all the information you need so you can make an informed decision about your vote.

In the run up to some elections, it can feel like information overload and it's normal to feel a little overwhelmed when choosing who to vote for.

During this period, you'll probably see a lot of adverts from political parties and their candidates, trying to get their messages out and encouraging you to vote for them. This is called campaigning. You should take note of campaigning, ask questions, and do your own research into candidates' policies.



What is campaigning?

Political campaigning is where political parties and their candidates try to persuade you to vote for them, normally by talking about their policies. This is most noticeable in the run up to elections, but campaigning can take place all year round.

Campaigning is a really important and useful part of helping you choose who to vote for.

In higher profile elections, such as for the Senedd or UK Parliament elections the larger political parties can spend a lot of money on their campaigns. They have large teams working for them to make sure they reach voters in the best way possible.

Although campaigning is mostly done by election candidates, political parties, and their teams, you might see other groups campaigning for a particular political party or candidate. This could be because the group cares about a single issue, such as climate change or the NHS, which they know is a key policy for a particular party or candidate. They want a certain candidate or party to be elected, because of their policy on this issue, and they will support them in different ways.

Campaigning can be a whole range of things. You've probably seen posters on lamp posts or in your neighbour's window. Or maybe you've noticed leaflets being posted to your home or handed out in the street.

But there are lots of other types of campaigning which you'll see in your area and around the country.

Types of campaigning

Newspapers will run lots of stories during the campaign period, including interviews with candidates. Many newspapers publicly support one of the main political parties. This means you may see a newspaper publishing more positive stories about one political party than any other.

There are different rules for journalists who work in TV and radio. Generally, they are not allowed to encourage voters to vote a certain way. They are asked to give an independent view of elections and campaigns.

You might also see large posters in your local area. Political parties often spend money on large billboards or digital posters at train stations and bus stops.

In the UK, political parties are not allowed to advertise on TV. Instead, the main political parties are given a set amount of time on TV to put their policies to voters. You're likely to see these on the main TV channels – these are called party election broadcasts.

In some elections, you might also see the leaders of the main political parties in debates on TV.

Supporters of political parties and their members might also put small posters in their windows or placards in their front gardens to show their support. It's not unusual to see entire streets with posters on each house.

You'll also see adverts from political parties and groups of supporters on social media. Sometimes, political parties know who they want to speak to so can easily target these people through these adverts. This means you might see more adverts for one political party or cause than any others.

Talking to your candidates

You shouldn't be afraid to ask your candidates and their teams questions about issues that are important to you.

Candidates might knock on your door, or may have a stand on your high street. This is called canvassing.

You're welcome to approach them to ask questions so you can understand their views. It's why they're there – they want to tell you what they're all about, and they'll want to hear what's important to people in your area so they know what to focus on if they get elected.

Candidates might also take part in public debates with other candidates in your area. These are called hustings. They usually take place in a local community building and you're free to go along. Hustings are often advertised in local newspapers and on community Facebook groups.

Depending on the type of election, political parties and candidates might have teams working for them who you can contact to ask your questions. You might want to email or call them, or message them on social media. Different candidates will have different options, but a quick online search should give you the details of how to get your questions to candidates and their teams.

Manifestos

In Senedd and UK Parliament elections, political parties will publish a document outlining all of their policies and priorities. This is called a manifesto.

Manifestos are usually published in the weeks before polling day. They will be available on political parties' websites.

Political parties also publish their manifestos in different formats to make sure that everyone can read them, whatever their needs. If you'd like a manifesto in a different format, check the party's website or get in touch with them directly.



How to know what to trust and what is fair

Campaigning should be transparent. You should know exactly where information is coming from and that it is trustworthy, so you can make an informed decision about who to vote for.

The money spent on election campaigns is regulated by the Electoral Commission to make sure they are fair and open. There are limits on how much political parties are allowed to spend during campaigns. If political parties break these rules, they may have to pay fines.

Following an election, you can go online and see how much money political parties spent on campaigning. You can see where parties' larger donations of money came from. This also applies to campaign groups who may not necessarily be linked to a specific political party.

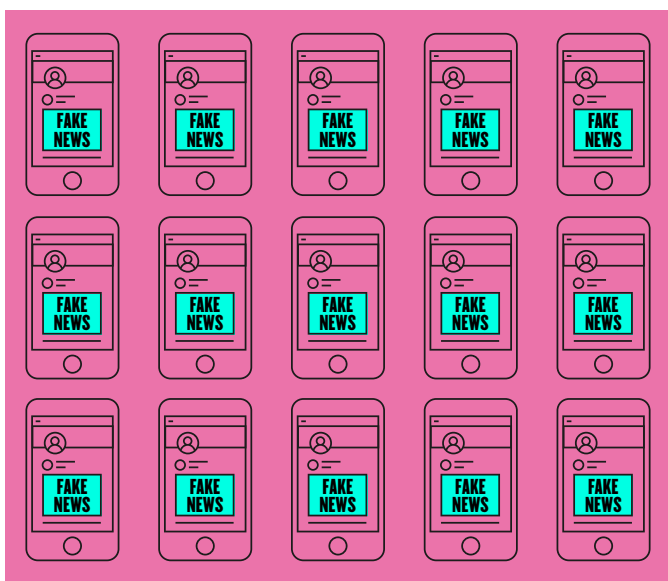
Printed campaign adverts have to clearly say who paid for them on the advert. This is the law. Social media platforms also have their own rules to encourage transparency. For example, when you see campaign adverts on Facebook, you'll see that it states who paid for it.

There are rules about what is and isn't allowed in campaigning, and these are shared with political parties and campaign groups so they can keep within the rules. For example, a candidate can't try to get you to vote for them by promising to buy a chocolate bar for everyone in your town if they win, and candidates can't tell lies about another candidate's character or behaviour.

And campaigning can't take place in some places, such as inside polling stations on polling day.

You might also notice that the TV and radio stop reporting on campaigning on polling day. This is because if it's reported that a party or candidate is in the lead half way through the day, those who haven't voted yet might be put off from voting at all. This would damage the whole process.





Fake news

Unfortunately, there can be a lot of information during election periods which can be misleading or just plain untrue. These stories are usually on social media. If they're not fact-checked, they can quickly be shared thousands of times without anyone questioning whether they're factually accurate.

Some of the time, you'll be able to easily spot when something isn't true. For example, 'the Prime Minister admits they are an alien' is likely to ring some alarm bells. But other mis-information or 'fake news' isn't as easy to spot.

If you see a headline, a list of facts or an article on social media, you should check that this is true before taking it on board or sharing it with your friends.

You can fact-check by:

- ✓ Looking at where the information or article has come from. Have they got a motive for saying something a certain way? Are they a known source of news, or have you never heard of them before? Is there a reference or weblink provided? Is it a screenshot of messages? Could something true have been easily changed to appear a certain way?
- ✓ Finding another trusted source which confirms the information. If a reliable news website is also sharing this information, it makes it much more likely that it is real
- ✓ Asking for more information. If your friend has shared a screenshot of messages or an article, ask them where they found it and if they can send you any more information. Remember to be respectful. It's easy to miss fake news
- ✓ Using a reliable, impartial and trusted fact-checking service. There are a number available for free online. Remember to do your own research on these sites too



3. HOW TO VOTE



You've made up your mind who to vote for and you want to vote – great! But how do you go about casting your vote?

There are three different ways you can vote. You can choose the way that suits you.

These are:

- 1. Voting in person at the polling station**
- 2. Voting by post**
- 3. Asking someone you trust to vote on your behalf**

Before the day of the election, known as polling day, you'll receive a card, called a poll card.

Everyone who's registered to vote in your household will receive their own poll card.

Your poll card tells you where and when you can vote. Unless you've arranged otherwise, it will be assumed that you want to vote in person at the polling station.

Remember to register to vote at [gov.uk/register-to-vote](https://www.gov.uk/register-to-vote). You don't need to register to vote for every election, only if you've recently moved house or changed your name.

At the polling station

On polling day, you'll need to go to your polling station. It's usually a public building like a nearby school or village hall, but polling stations have popped up in all kinds of places like pubs and lifeboat stations.

Polling stations are open from 7am until 10pm. As long as you're in the queue to vote by 10pm, you'll be allowed to vote.

You can't choose which polling station to vote at – you have to go to your assigned polling station. You can't choose to vote at a polling station near your college or workplace, for example. Your polling station might not be the closest polling station to your house, so it is important that you double check on your poll card. If you're unsure, contact your local elections team and they will be able to help. You can find their contact details by visiting [electoralcommission.org.uk](https://www.electoralcommission.org.uk), searching for 'your election information' and entering your postcode.

Inside the polling station, there will be people who are working for the council. There's usually one person in charge who is called the Presiding Officer, and one or two other people called Poll Clerks.

When you enter, tell them your name and address so they can check that you're on the electoral register. You can show them your poll card if it helps, but you don't need your poll card to vote. They will cross your name off their list so they know who has voted, and hand you your ballot paper.

Take your ballot paper into a polling booth. These are private, screened areas designed so that no one else can see how you vote. If it's busy, you may have to wait for a free booth. Make sure you give people plenty of space, so everyone can cast their vote in secret.

Mark who you want to vote for on the ballot paper. Different elections work in different ways so it's important that you understand how to fill in your ballot paper correctly. Some elections ask for one cross in one box. Others might ask for two.

There's a chance that you'll be voting in different elections on the same day, so you may be given more than one ballot paper. Take your time to read everything properly. There will be instructions on the ballot paper and on posters in the polling station.

If you make a mistake and need a new ballot paper, don't worry – just speak to a member of staff and they can give you a replacement ballot paper, as long as you haven't already put it in the ballot box. Don't write anything else on your ballot paper, or your vote may not be counted.

There will be a pencil in the polling booth, but you can use your own pen or pencil if you prefer.

When you've filled in your ballot paper, fold it and put it into a ballot box. These are large boxes which will be clearly labelled and obviously placed.

At the end of the day, the ballot box will be taken away for the votes to be counted.

Your vote will be kept safe and will always stay secret.

And that's it.

Asking for help

Just ask a member of staff if you're unsure about anything or if you need assistance. They will explain the process and will be happy to walk you through it before you vote.

If you have a visual impairment, you can ask for a large print ballot paper, or a special voting device, to help you cast your vote.

If you can't fill in the ballot paper yourself, you can ask polling station staff to mark the ballot paper for you, or you can ask someone you trust, like a parent or carer.

Taking photos

Taking photos inside a polling station is not allowed as you may accidentally reveal how you or someone else has voted.

You're very welcome to take as many photos and videos as you like outside the polling station and share these on social media, but remember to be respectful of other voters.

Campaigners at the polling station

There might be people outside your polling station who belong to a political party. These people are called tellers.

They are allowed to be outside the polling station, and may ask for the number on your poll card. This is so they can check who has voted, and remind people who haven't voted yet to do so. You do not have to give them any information if you don't want to.

Other campaigners may be near the polling station, which is allowed. But there must not be any campaigning taking place inside the polling station.



By post

If you know that you won't be able to get to your polling station on polling day, you might want to consider a postal vote.

This could be because you're away on holiday or because your work, school or college schedule makes it hard to get to the polling station when it's open.

You can also choose to vote by post simply because it would be more convenient for you.

You can apply to vote by post for a single election, a specific period, or until you choose to change it.

You need to apply for a postal vote with your electoral registration office no later than 11 working days before polling day – but the sooner the better.

You can download an application form by visiting electoralcommission.org.uk and searching for 'postal vote'. Or, you can ask your electoral registration office to send one to you. You will need to supply your signature and date of birth on your application form, and again when you vote. This is to confirm who you are.

A postal vote pack will be sent to you before the election. Follow the instructions, put everything back in the freepost, pre-addressed envelope and post it to the council to be counted.

If you run out of time to post your vote, it can be returned to a polling station in your council area on polling day. You can return it yourself, or ask someone you trust to return it for you.

Here are some things to bear in mind if you decide to vote by post:

- a postal vote can be sent to your home address or any other address you choose
- postal votes are usually sent about a week before polling day
- postal votes can be sent to other countries, but you need to consider if there would be time for you to receive and return your ballot paper by polling day
- if you have been sent a postal vote, you cannot vote in person at a polling station
- postal votes have to be received by your local council or polling station before polling stations close on the day of the election

Someone else can vote on your behalf

You can also ask someone you trust to vote on your behalf.

You could ask a parent or carer, brother or sister, or close friend. This is called a proxy vote and your trusted person is referred to as your proxy.

You'd need to tell your proxy who you'd like to vote for and they would need to go to your polling station to vote for you. This may be different from their own.

If you choose to vote by proxy, you need to register for this no later than six working days before polling day. You can download an application form by visiting electoralcommission.org.uk and searching for 'proxy vote'. Or, can ask your electoral registration office to send one to you.

Unlike a postal vote, you need to provide a reason to vote by proxy for a single election.

You can usually only apply for a proxy vote for individual elections. However, you can apply to vote by proxy in all upcoming elections for the following reasons:

- physical incapacity
- being an overseas voter
- being away because you are studying
- if you have to make a journey by sea or air from your registered address to your polling station
- being in certain occupations, for example, the armed forces

Someone such as a doctor must sign your form if you are applying on medical grounds, or your employer if on employment grounds.

If you change your mind and wish to vote in person, you can still do so, as long as your proxy has not already voted on your behalf. If your proxy can't get to the polling station, they can apply to vote for you by post. This is called a postal proxy.





How voting systems work

Different elections have different systems to elect representatives.

Each system has a different name and can seem complicated. The system used to elect your representatives can have an impact on how you are represented, so it's good to get an understanding of how each one works.

How the Senedd is elected

The Senedd uses the Additional Member System to elect its members.

There are 60 Members of the Senedd: 40 constituency members and 20 regional members.

When you vote in a Senedd election, you have two votes. You don't have to vote for the same political party for both votes, but you can if you'd like.

With the first vote, you choose between candidates standing in your Senedd constituency by marking X next to their name. The candidate who receives more votes than any other candidate will be elected to represent you in the Senedd.

Then you cast a second vote to choose a political party to represent your Region.

You'll see a list of political parties with the names of the candidates underneath. You show your choice of political party by marking X next to your chosen political party. There are four regional members for each of the five electoral regions in Wales.

The formula used to calculate the results of regional seats is complicated, even for people who run elections!

To work out how many regional positions, or 'seats', each party wins, the number of votes each party gets in the regional ballot (your second vote) is divided by the number of constituency seats the party has won (your first vote), then one is added.

One is added so that parties which have not won any constituencies can be included in the calculation for the regional seats.

After this calculation, the party that ends up with the highest result wins the first regional seat. To work out which parties win the remaining seats this calculation is done again, but each time any additional seats won are added in. As there are four seats per region, this is done four times. It can sometimes take a while to get the full results.

The regional seats each political party wins are filled by the candidates in the order they appear on the regional ballot paper. This order is decided by the political party.

The political party which wins the most seats across Wales forms the Government. Or sometimes, political parties or independents come together to form a Government.

How the UK Parliament is elected

MPs are elected to the House of Commons using a system called First Past the Post.

You vote for one candidate in your constituency by marking 'X' next to their name.

There are 650 constituencies across the UK. Most candidates will be standing for a party. Simply, the candidate with the most votes in your constituency is elected and becomes your Member of Parliament.

The political party which has most MPs elected across the whole of the UK, wins the election and becomes the Government. If the party has more seats than all the other parties added together, they have what's called a majority, meaning they have most of the MPs.

It's important to remember that you don't vote for the Prime Minister. Instead, members of each political party elect their own leader. If their party wins the majority, their leader becomes Prime Minister and that person chooses who takes other senior Government positions, such as Chancellor of the Exchequer, Home Secretary and Foreign Secretary.



How local councils are elected

Like UK Parliament elections, the First Past the Post system is used to elect local councillors.

On your ballot paper, you'll see a list of candidates and you'll be asked to mark 'X' next to your chosen candidate, or candidates in some areas.

The candidate with the most votes becomes your representative. Some areas have two or more people representing them but the system works the same - the candidates with the most votes are the winners.

