

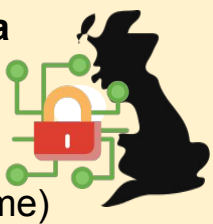
Data Matching

National and Local Data Matching The Data Matching Process (cont.)

EROs must submit the data for the national data match.




National data match takes place (1-5 days turnaround time)




EROs must download the data. EROs will receive the automatic notification from the IERDS that confirms the completion of the national data match.



The matches need to be aggregated to a property level because the canvass operates at the property level. For a property to be designated as 'matched', all the electors registered at the address will need to be matched at the individual level against either (or both) national or local data.



Matched Individual



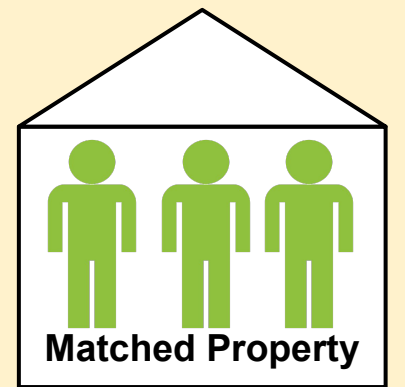
Unmatched Individual

EROs should have checked the optional local data and mandatory national data matching steps before proceeding beyond this point. National and local data matching will return a result of either 'matched' or 'unmatched' for individual electors. A matched result is where an individual's information was successfully matched against either DWP or local data, or both.

There is no set hierarchy between national or local data matching results. So, if EROs choose to match their whole register against local data, and the result is different from the result of the national match, it will be for EROs to decide which of the match results they wish to use.

ROUTE 1

For properties that have been 100% matched at the individual level, the ERO can (but will not be required to) follow the Route 1 process.



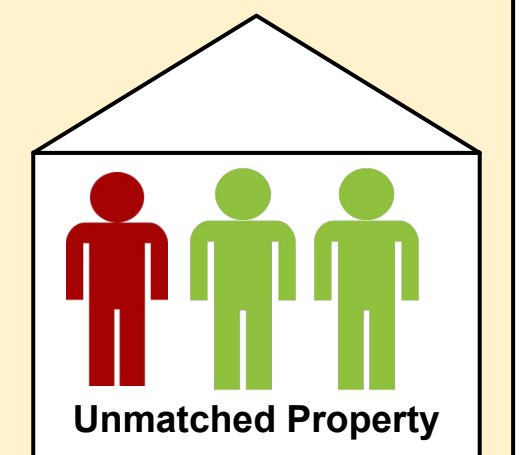
EROs can choose to send a property down Route 2 if they feel this might be more appropriate.

Individual level matches are then aggregated within each ERO's EMS for each residential property to create property level match rates. At this juncture, EROs should consider if they will want to apply any switches for properties from one route to another (e.g. matched properties that include a potential elector can be moved from Route 1 to Route 2. Worksheet 9 lists examples).



ROUTE 2

For properties where some or all of the registered occupants are unmatched, the ERO must follow the Route 2 process.



ROUTE 3

EROs will be doing work to identify their Route 3 properties prior to conducting data matching and/or as the process runs. The electors at those potential Route 3 properties will still go through data matching. At the property aggregation stage, the data matching results can be overridden at EROs' discretion for individuals who live in properties that have been selected for Route 3.

Box Colour Key

- Start Box
- Step in the Process
- Information Box

Arrow Key

- Proceed to Next Step
- Yes
- No
- Link to Information Box