

The 'Unmatched Properties' Route Permutation Decisions

START

Please read this worksheet once you have read the legislative rules for Route 2 (Worksheet 4).

Before EROs make their first contact attempt, they need to decide which permutations they would like to follow.




- These rules provide a framework to determine the order in which EROs can use different contact methods.
- The different possible combinations of contact methods are known as 'permutations'.
- There are 28 different permutations possible under the reformed canvass.
- Which permutations EROs can follow depends on which contact details they have available.

The property permutation must only have contact stages which use the property address:

- Door knock
- Canvass Form
- Canvass Communication B



Property Permutation 


Whether or not EROs decide to use other contact methods such as e-communications and/or telephone, they must decide the order of the three (minimum) contact methods that will be used for properties where:

- They hold an address but no other contact details.
- They have chosen not to use the other contact details that they may hold.



Once EROs have decided their property permutation, they must decide whether they would like to use other contact methods, if they hold the relevant contact details.

Do EROs also hold e-communication details for some eligible electors and intend to use them in the canvass?



Do EROs hold telephone details for some eligible electors and intend to use them in the canvass?




Do EROs hold e-communication details for some eligible electors and intend to use them in the canvass?



Telephone Permutation 

E-Communication Permutation



Telephone Permutation 

E-Communication Permutation

