

# Route 2

Page 2/2


## The 'Unmatched Properties' Route Permutation Decisions

**Key**

- Start
- Step in the Process
- Information ( Important Info)
- Proceed to Next Step
- Yes
- No
- Link to Information


In which area(s) would EROs like to use the telephone permutation (e.g. across the entire authority, by ward, by polling district or by canvass area)?

EROs must decide the order of the three (minimum) contact methods when one of those contact methods is a telephone.




Which type of e-communication would EROs like to use (e.g. email, SMS or both)?  
If you are using more than one type of e-communication, which would be the preference?

EROs must decide the order of the three (minimum) contact methods they will use when one of those contact methods is an e-communication.




In which area(s) would EROs like to use the telephone permutation (e.g. across the entire authority, by ward, by polling district or by canvass area)?

EROs must decide the order of the three (minimum) contact methods when one of those contact methods is a telephone.




Which type of e-communication would EROs like to use (e.g. email, SMS or both)?  
If you are using more than one type of e-communication, which would be the preference?

EROs must decide the order of the three (minimum) contact methods they will use when one of those contact methods is an e-communication.



Decide whether the telephone permutation or e-communication permutation takes priority.



Once these permutation decisions have been made, proceed to Worksheet 6, which outlines the Route 2 process

